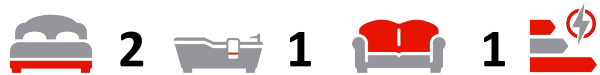




High Road, North Weald

Guide Price £425,000



MILLERS
ESTATE AGENTS

*** END OF TERRACED * PERIOD COTTAGE *
TWO/THREE BEDROOMS * 90FT REAR GARDEN *
APPROX. 730 SQ FT VOLUME * SOUTHERLY FACING
GARDEN * OFF STREET PARKING ***

Discover this enchanting and beautifully presented three-bedroom cottage, offering a wealth of charm and original features. Situated in the heart of North Weald village close to local shops and open countryside. This property is a true gem, showcasing an array of original features that reflect its character and charm. The current owners have meticulously maintained the home, ensuring it remains in impeccable condition.

As you step inside, you'll be greeted by a spacious lounge and dining area, complete with a cozy log burner – the perfect spot to unwind on chilly evenings. The galley kitchen is ideal for culinary enthusiasts, while the conveniently located bathroom adds to the cottage practicality of the ground floor. Upstairs, you'll find two inviting double bedrooms, alongside a smaller third bedroom that seamlessly connects to the second and could be a perfect nursery or home office.

The outdoor space is equally impressive, featuring a driveway and a gated side entrance that leads to a stunning rear garden, measuring over 90 feet in length. This well-maintained garden is an oasis of tranquility, boasting a delightful patio area, a shed for storage, and a log store for your convenience. Don't miss the opportunity to experience the allure of this lovely cottage firsthand.

High Road is situated close to arable farmland, St Andrews Primary School & open fields at Weald Common. The property is a short walk to the High Street offering a range of shops, including "COOP" store, cafes, restaurant & public houses. Transport links are provided along the A414 allowing access to Chelmsford & the M11. Epping is a short drive connection to London via the Central Line & has a busy High Street. North Weald schooling is provided at St. Andrews Primary School, Epping St Johns Comp School in Epping & the Ongar Academy.





GROUND FLOOR

Dining Area

10'11" x 10'7" (3.33m x 3.23m)

Living Room

11'6" x 10'8" (3.51m x 3.26m)

Kitchen

8'3" x 6'2" (2.51m x 1.89m)

Lobby

Bathroom

5'11" x 6'3" (1.80m x 1.91m)

FIRST FLOOR

Bedroom One

11'6" x 8'11" (3.50m x 2.72m)

Dressing Room / Nursery

8'9" x 6'8" (2.67m x 2.04m)

Bedroom Two

11'0" x 10'8" (3.36m x 3.24m)

EXTERNAL AREA

Rear Garden

81' max x 15'11" (24.69m max x 4.85m)

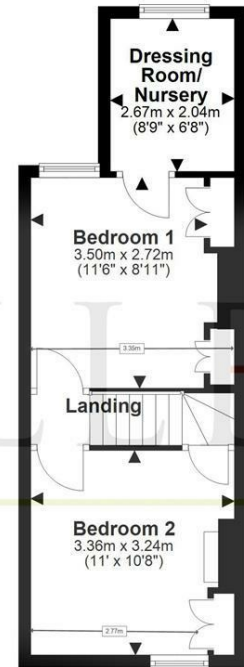
Courtyard

18'9" x 7'6" (5.72m x 2.29m)

Ground Floor
Approx. 36.0 sq. metres (387.7 sq. feet)




First Floor
Approx. 31.6 sq. metres (340.3 sq. feet)



Total area: approx. 67.6 sq. metres (728.0 sq. feet)

Our floor plans are intended to give a general indication of the proposed floor layout only and may vary in the finished building and overall footage



Energy Efficiency Rating		Current	Potential
Very energy efficient - lower running costs			
(92 plus) A			
(81-91) B			
(69-80) C			
(55-68) D			
(39-54) E			
(21-38) F			
(1-20) G			
Not energy efficient - higher running costs			
England & Wales	EU Directive 2002/91/EC		

Environmental Impact (CO ₂) Rating		Current	Potential
Very environmentally friendly - lower CO ₂ emissions			
(92 plus) A			
(81-91) B			
(69-80) C			
(55-68) D			
(39-54) E			
(21-38) F			
(1-20) G			
Not environmentally friendly - higher CO ₂ emissions			
England & Wales	EU Directive 2002/91/EC		

Viewing

Please contact our Millers Office on 01992 560555 if you wish to arrange a viewing appointment for this property or require further information.

These particulars, whilst believed to be accurate are set out as a general outline only for guidance and do not constitute any part of an offer or contract. Intending purchasers should not rely on them as statements of representation of fact, but must satisfy themselves by inspection or otherwise as to their accuracy. No person in this firm's employment has the authority to make or give any representation or warranty in respect of the property.